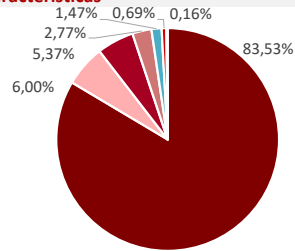


Características



- Renda Fixa
- Fundos de Participações
- Renda Variável
- Investimento no Exterior
- Fundo Imobiliário
- Multimercado
- Empréstimos

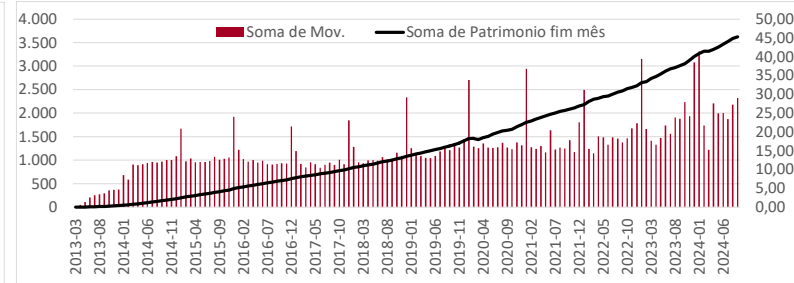
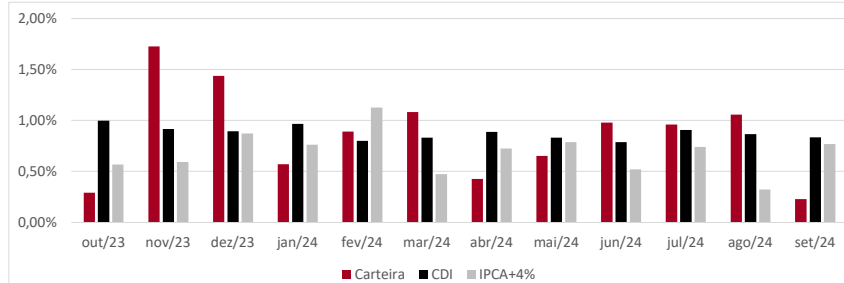
Política de Investimentos: Investe os recursos, principalmente, em cotas de fundos que atuam em diversos mercados, sem o compromisso de concentração em fator de risco específico.

Retorno (%)	Ano	12 meses	24 meses	36 meses	Início
Carteira	7,06%	10,80%	22,64%	33,48%	236,80%
CDI	7,99%	11,05%	25,97%	39,73%	178,58%
IPCA	3,31%	4,42%	9,84%	17,71%	91,11%
IPCA+4%	6,41%	8,58%	18,77%	32,37%	221,82%
IMA-B5	5,30%	8,43%	21,06%	32,25%	213,71%
Poupança	5,18%	7,04%	15,94%	24,20%	96,96%
IBOVESPA	-1,77%	13,08%	19,79%	18,78%	125,16%
MSCI World	32,19%	41,95%	57,70%	24,01%	622,94%
MSCI Europe	23,95%	32,67%	54,13%	12,18%	312,35%

* Cf. MP 567/22

Gráficos

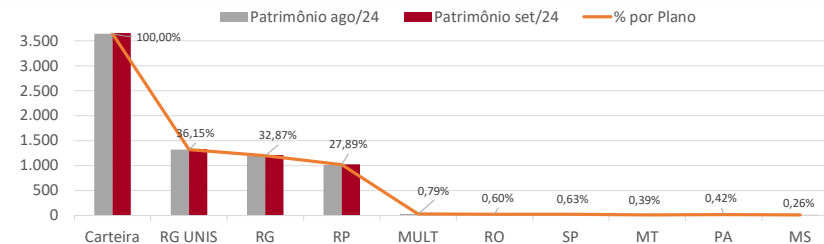
Retorno Mensal - Últimos 12 meses



Carteira

Patrimônio ago/24 Patrimônio set/24 % por Plano

Carteira	Patrimônio ago/24	Patrimônio set/24	% por Plano
Carteira	3.641,02	3.678,72	100,00%
RG UNIS	1.320,77	1.329,92	36,15%
RG	1.204,17	1.209,13	32,87%
RP	1.010,25	1.025,99	27,89%
MULT	28,48	29,06	0,79%
RO	21,39	21,97	0,60%
SP	21,35	23,23	0,63%
MT	13,55	14,38	0,39%
PA	11,92	15,43	0,42%
MS	9,14	9,62	0,26%



Retorno Mensal (%)	set/24	ago/24	jul/24	jun/24	mai/24	abr/24	mar/24	fev/24	jan/24	dez/23	nov/23	out/23
Carteira	0,23%	1,06%	0,96%	0,98%	0,65%	0,43%	1,08%	0,89%	0,57%	1,44%	1,73%	0,29%
CDI	0,84%	0,87%	0,91%	0,79%	0,83%	0,89%	0,83%	0,80%	0,97%	0,89%	0,92%	1,00%
IPCA	0,44%	-0,02%	0,38%	0,21%	0,46%	0,38%	0,16%	0,83%	0,42%	0,56%	0,28%	0,24%
IPCA+4%	0,77%	0,32%	0,74%	0,52%	0,79%	0,72%	0,47%	1,13%	0,76%	0,87%	0,59%	0,57%
IMA-B5	0,40%	0,59%	0,91%	0,39%	1,05%	-0,20%	0,77%	0,59%	0,68%	1,46%	1,80%	-0,31%
Poupança	0,57%	0,57%	0,57%	0,54%	0,59%	0,60%	0,53%	0,51%	0,59%	0,57%	0,58%	0,61%
IBOVESPA	-3,08%	6,54%	3,02%	1,48%	-3,04%	-1,70%	-0,71%	0,99%	-4,79%	5,38%	12,54%	-2,94%
MSCI World	-2,06%	2,40%	3,59%	8,10%	5,64%	-0,45%	3,25%	4,74%	3,48%	2,81%	6,58%	-2,00%
MSCI Europe	-3,38%	3,61%	3,98%	3,53%	5,51%	1,01%	3,58%	2,01%	2,14%	2,93%	7,03%	-2,84%

Composição da Carteira
Retorno Nominal em % | Retorno Relativo ao índice de referência

Performance dos Fundos em Carteira			Mês		Ano		12 meses		Início do investimento			Patrimônio	
Nome	Índice ref.	% PL	Início	Nominal	Relativo	Nominal	Relativo	Nominal	Relativo	Nominal	Relativo	Volatilidade	R\$ milhões
Bela Cintra FI RF	IPCA+4%	31,87%	13/nov/13	0,57%	74,42%	7,12%	111,18%	10,01%	116,62%	239,53%	118,31%	0,45%	R\$ 1.172,35
Itaú Inst Global Dinâmico RF	CDI	7,55%	20/fev/20	1,06%	127,28%	8,02%	100,45%	11,35%	102,72%	49,14%	106,08%	0,65%	R\$ 277,57
Itaú Institucional Optimus RF LP FICFI	CDI	6,39%	29/abr/22	1,06%	126,43%	8,88%	111,25%	11,69%	105,80%	32,97%	100,44%	0,70%	R\$ 235,12
Itaú Institucional RF Referenciado DI	CDI	4,93%	15/fev/24	0,86%	102,88%					6,85%	104,59%	0,08%	R\$ 181,22
Itaú Inst BOV11 FIC FIA	Ibovespa	4,26%	04/ago/23	-3,00%	97,58%	-1,40%	79,52%	13,62%	104,06%	11,03%	107,06%	12,98%	R\$ 156,84
Itaú Inst RF Inflação 5 FICFI	IMA-B5	3,72%	19/jun/19	0,39%	95,91%	5,16%	97,25%	8,23%	97,60%	54,00%	97,22%	1,75%	R\$ 136,92
Itaú Institucionais Legend RF LP Fc	CDI	3,49%	02/out/19	1,23%	147,50%	9,68%	121,20%	13,66%	123,61%	57,55%	117,51%	1,57%	R\$ 128,35
BTGP Economia Real FIP Multi	IPCA+6,5%	3,42%	19/out/20	-0,17%	-17,55%	3,08%	99,43%	2,57%	22,98%	109,55%	167,33%		R\$ 125,73
BNP Paribas Cred Inst FICFI RF CP LP	CDI	3,24%	11/out/23	0,87%	103,73%	8,61%	107,77%			11,55%	108,66%	0,08%	R\$ 119,01
Capitânia Premium FIC FIRF CP LP	CDI	2,82%	04/jun/21	0,36%	43,34%	7,84%	98,11%	10,32%	93,43%	42,00%	100,39%	0,92%	R\$ 103,58
Itaú Soberano RF Simples LP FICFI	CDI	2,55%	02/set/19	0,83%	99,13%	7,94%	99,43%	10,96%	99,17%	48,87%	98,35%	0,04%	R\$ 93,90
Sul America Cred Institucional ESG FI R	CDI	2,48%	21/jun/23	1,05%	126,08%	10,31%	129,09%	13,86%	125,43%	19,51%	129,84%	0,32%	R\$ 91,25
Porto Seguro RF DI CP	CDI	2,03%	18/jul/24	0,91%	109,20%					2,24%	108,40%	0,16%	R\$ 74,56
Vot Allianzgi Euro Eq Growth FIM IE	MSCI Europe	1,80%	22/mar/19	-2,54%	75,10%	23,22%	96,95%	39,53%	120,99%	104,64%	122,30%	16,51%	R\$ 66,23
Bradesco Inst FIC FI RF IMA-B5	IMA-B5	1,58%	16/ago/23	0,38%	93,65%	5,05%	95,20%	8,10%	96,05%	7,99%	95,45%	1,78%	R\$ 58,01
MAG Renda Fixa FI	CDI	1,53%	13/set/23	0,86%	103,14%	8,18%	102,47%	11,41%	103,28%	12,06%	103,20%	0,23%	R\$ 56,34
LFT	CDI	1,39%	05/dez/23	0,75%	90,16%	7,73%	96,74%			8,57%	97,33%		R\$ 51,19
BTG Pactual Créd Corp I FIQFI RF CP	CDI	1,38%	30/ago/21	0,94%	112,06%	10,07%	126,14%	13,87%	125,58%	46,67%	115,57%	0,29%	R\$ 50,89
Bradesco RF Referenciado DI Federal E	CDI	1,21%	12/ago/24	0,81%	96,99%					1,36%	98,03%	0,04%	R\$ 44,38
XP Corporate Light FI RF CP LP	CDI	1,16%	24/jan/23	0,91%	108,76%	9,09%	113,81%	12,58%	113,85%	22,78%	108,39%	0,28%	R\$ 42,59
Inter Corporate RF Crédito Privado	CDI	1,15%	15/mar/24	0,84%	101,16%					4,01%	103,18%	0,08%	R\$ 42,39
BTG Pactual Inv de Impacto FIP Mult	IPCA+6,5%	1,00%	30/ago/21	-2,83%	-292,21%	13,90%	166,89%	13,21%	118,11%	23,22%	52,09%	21,96%	R\$ 36,97
BTG Pactual Explorer Inst FI RF LP	CDI	0,99%	13/mar/24	1,10%	132,05%					3,48%	61,01%	1,35%	R\$ 36,30
Schroder Sustent Ações Globais IS IE	MSCI World	0,97%	24/mar/24	-2,23%	108,17%					11,78%	85,80%	15,35%	R\$ 35,76
Sul América Excellence FI RF CP	CDI	0,95%	24/jan/23	0,93%	110,90%	9,62%	120,52%	13,04%	118,05%	23,56%	112,11%	0,24%	R\$ 35,05
AZ Quest Small Mid Caps Inst. FICFIA	SMLL	0,74%	09/jun/20	-2,61%	59,13%	0,68%	-4,96%	8,99%	-239,40%	16,19%	-134,08%	14,26%	R\$ 27,38
Capitânia Reit Inst Fc FIM CP	IFIX	0,69%	25/jun/19	-2,41%	93,37%	1,73%	-1050,60%	4,53%	168,25%	52,35%	192,16%	3,20%	R\$ 25,52
Tívio Banks RF Crédito Privado FI	CDI	0,57%	10/nov/23	0,89%	107,12%	8,41%	105,28%			10,10%	105,21%	0,08%	R\$ 21,09
Santander RF IMA-B5 Premium FICFI	IMA-B5	0,57%	18/dez/23	0,38%	95,32%	5,12%	96,47%			5,64%	96,62%	1,76%	R\$ 20,80
Rio Bravo Renda Varejo FII	IFIX	0,53%	20/dez/23	-4,77%	184,70%	-2,66%	1612,06%			-1,63%	-55,96%		R\$ 19,43
Fator Verita Multiestratégia Imobiliár	IFIX	0,47%	22/jul/24	-10,88%	421,58%					-16,08%	641,34%		R\$ 17,28
VBI Prime Properties FII	IFIX	0,47%	20/dez/23	-9,46%	366,49%	-13,28%	8052,59%			-11,62%	-399,46%		R\$ 17,27
BTG Pactual Economia Real II FIPM CL/	IPCA+8%	0,45%	04/mar/23	-0,87%	-80,09%	2,75%	29,02%	-4,76%	-37,35%	-14,35%	-83,30%		R\$ 16,62
Pátria Private Equity Fund VII Feeder Ir	IPCA+7%	0,41%	28/set/23	-0,14%	-13,89%	10,10%	115,93%	8,91%	76,12%	9,04%	76,97%		R\$ 15,19
Spectra VI Institucional FIP Multiestrat	IPCA+8%	0,41%	31/mar/23	8,17%	752,14%	3,30%	34,82%	-29,06%	-228,02%	46,86%	249,98%		R\$ 15,17
Vinci Selection Equities FIA	Ibovespa	0,36%	30/nov/22	-2,67%	86,56%	-3,66%	207,60%	9,04%	69,06%	10,58%	61,55%	13,47%	R\$ 13,40
Perfin Voyager FIP Infra	IPCA+6%	0,18%	13/jun/24	0,06%	6,46%					-11,38%	-416,81%	65,38%	R\$ 6,70
Carteira de Empréstimos	CDI	0,16%	05/dez/23	0,75%	90,16%	7,73%	96,74%			8,57%	97,33%		R\$ 5,81
Vinci Partners IV Feeder	IPCA+6%	0,11%	25/abr/24	-7,26%	-781,57%					14,57%	351,43%		R\$ 4,05
BTG Pactual Infraestrutura III FIP Multi	IPCA+8%	0,01%	02/jul/24	-12,74%	-1172,86%					-31,73%	-1150,79%		R\$ 0,48
Patrimônio Total:												R\$ 3.678,72	