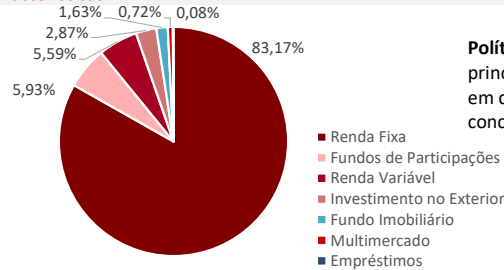


Características



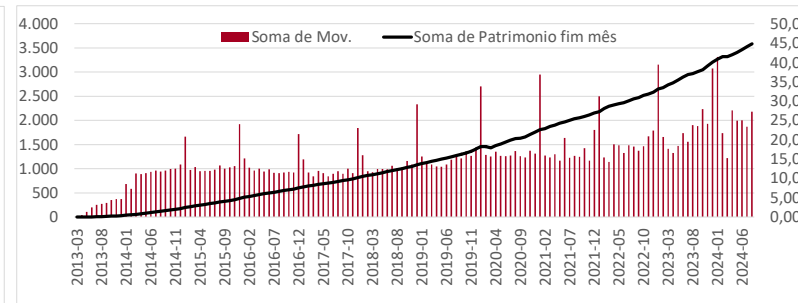
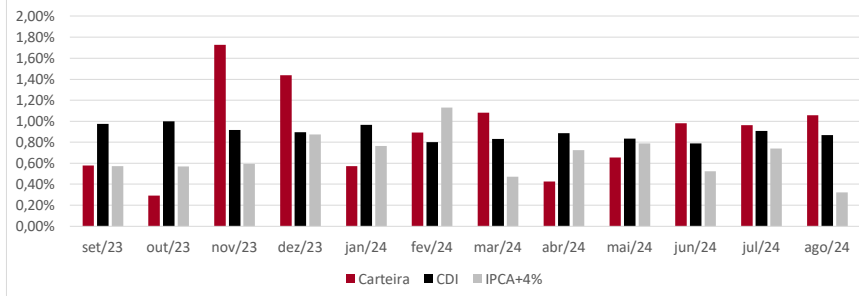
Política de Investimentos: Investe os recursos, principalmente, em cotas de fundos que atuam em diversos mercados, sem o compromisso de concentração em fator de risco específico.

Retorno (%)	Ano	12 meses	24 meses	36 meses	Início
Carteira	6,82%	11,19%	22,74%	33,27%	236,04%
CDI	7,09%	11,20%	26,27%	39,19%	176,27%
IPCA	2,85%	4,24%	9,04%	18,56%	90,28%
IPCA+4%	5,59%	8,37%	17,90%	33,32%	219,36%
IMA-B5	4,88%	8,14%	21,08%	33,04%	212,45%
Poupança	4,59%	7,09%	16,07%	23,87%	95,85%
IBOVESPA	1,36%	17,51%	24,18%	14,50%	132,31%
MSCI World	34,97%	40,91%	52,19%	28,17%	638,18%
MSCI Europe	28,29%	34,06%	51,89%	16,83%	326,78%

* CE, MP 567/12

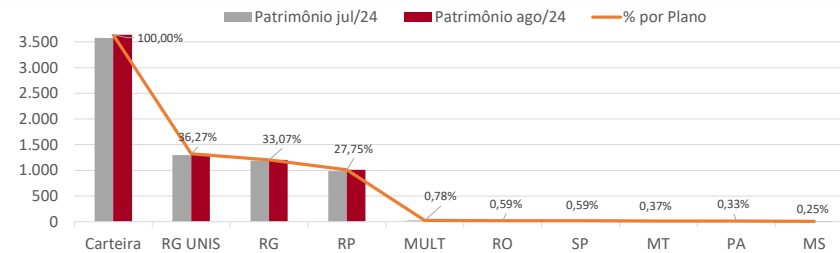
Gráficos

Retorno Mensal - Últimos 12 meses



Carteira

	Patrimônio jul/24	Patrimônio ago/24	% por Plano
Carteira	3.575,90	3.641,02	100,00%
RG UNIS	1.299,17	1.320,77	36,27%
RG	1.188,54	1.204,17	33,07%
RP	987,77	1.010,25	27,75%
MULT	27,75	28,48	0,78%
RO	20,48	21,39	0,59%
SP	20,47	21,35	0,59%
MT	12,49	13,55	0,37%
PA	10,68	11,92	0,33%
MS	8,58	9,14	0,25%



: LÂMINA MENSAL

agosto de 2024

Retorno Mensal (%)	ago/24	jul/24	jun/24	mai/24	abr/24	mar/24	fev/24	jan/24	dez/23	nov/23	out/23	set/23
Carteira	1,06%	0,96%	0,98%	0,65%	0,43%	1,08%	0,89%	0,57%	1,44%	1,73%	0,29%	0,58%
CDI	0,87%	0,91%	0,79%	0,83%	0,89%	0,83%	0,80%	0,97%	0,89%	0,92%	1,00%	0,97%
IPCA	-0,02%	0,38%	0,21%	0,46%	0,38%	0,16%	0,83%	0,42%	0,56%	0,28%	0,24%	0,26%
IPCA+4%	0,32%	0,74%	0,52%	0,79%	0,72%	0,47%	1,13%	0,76%	0,87%	0,59%	0,57%	0,57%
IMA-B5	0,59%	0,91%	0,39%	1,05%	-0,20%	0,77%	0,59%	0,68%	1,46%	1,80%	-0,31%	0,13%
Poupança	0,57%	0,57%	0,54%	0,59%	0,60%	0,53%	0,51%	0,59%	0,57%	0,58%	0,61%	0,61%
IBOVESPA	6,54%	3,02%	1,48%	-3,04%	-1,70%	-0,71%	0,99%	-4,79%	5,38%	12,54%	-2,94%	0,71%
MSCI World	2,40%	3,59%	8,10%	5,64%	-0,45%	3,25%	4,74%	3,48%	2,81%	6,58%	-2,00%	-2,78%
MSCI Europe	3,61%	3,98%	3,53%	5,51%	1,01%	3,58%	2,01%	2,14%	2,93%	7,03%	-2,84%	-2,37%

Composição da Carteira

Retorno Nominal em % | Retorno Relativo ao índice de referência

Performance dos Fundos em Carteira			Mês			Ano		12 meses		Início do investimento			Patrimônio
Nome	Índice ref.	% PL	Início	Nominal	Relativo	Nominal	Relativo	Nominal	Relativo	Nominal	Relativo	Volatilidade	R\$ milhões
Bela Cintra FI RF	CDI	32,02%	13/nov/13	0,75%	86,54%	6,51%	91,83%	9,97%	89,04%	237,60%	146,74%	0,47%	R\$ 1.165,69
Itaú Inst Global Dinâmico RF	CDI	7,54%	20/fev/20	0,78%	90,17%	6,89%	97,09%	10,47%	93,47%	47,57%	105,45%	0,70%	R\$ 274,66
Itaú Institucional Optimus RF LP FICFI	CDI	6,39%	29/abr/22	0,97%	111,72%	7,75%	109,24%	11,36%	101,45%	31,58%	99,55%	0,67%	R\$ 232,67
Itaú Institucional RF Referenciado DI	CDI	4,93%	15/fev/24	0,89%	102,31%					5,94%	104,82%	0,09%	R\$ 179,68
Itaú Inst BOV11 FIC FIA	Ibovespa	4,44%	04/ago/23	6,66%	101,85%	1,65%	121,74%	16,33%	93,29%	14,47%	104,79%	13,31%	R\$ 161,70
Itaú Inst RF Inflação 5 FICFI	IMA-B5	3,75%	19/jun/19	0,58%	98,09%	4,75%	97,38%	7,68%	94,38%	53,41%	97,24%	1,78%	R\$ 136,40
Itaú Institucionais Legend RF LP Fc	CDI	3,48%	02/out/19	0,57%	65,48%	8,35%	117,67%	12,25%	109,38%	55,64%	116,54%	1,52%	R\$ 126,79
BTGP Economia Real FIP Multi	IPCA+6,5%	3,46%	19/out/20	-0,18%	-33,89%	3,26%	44,72%	3,61%	32,95%	109,91%	172,04%		R\$ 125,94
BNP Paribas Cred Inst FICFI RF CP LP	CDI	3,24%	11/out/23	0,94%	108,21%	7,67%	108,20%			10,59%	109,05%	0,08%	R\$ 117,99
Itaú Soberano RF Simples LP FICFI	CDI	3,10%	02/set/19	0,87%	100,21%	7,05%	99,47%	11,18%	99,80%	47,65%	98,34%	0,05%	R\$ 113,00
Capitânia Premium FIC FIR CP LP	CDI	2,83%	04/jun/21	1,13%	129,98%	7,45%	105,00%	10,94%	97,73%	41,48%	102,03%	0,84%	R\$ 103,21
Sul America Cred Institucional ESG FI R	CDI	2,48%	21/jun/23	1,03%	119,26%	9,16%	129,17%	14,13%	126,21%	18,26%	129,78%	0,33%	R\$ 90,30
Porto Seguro RF DI CP	CDI	2,03%	18/jul/24	0,94%	108,58%					1,32%	107,77%	0,16%	R\$ 73,89
Vot Allianzgi Euro Eq Growth FIM IE	MSCI Europe	1,87%	22/mar/19	2,61%	72,26%	26,43%	93,44%	37,45%	109,97%	109,97%	119,47%	16,50%	R\$ 67,96
Bradesco Inst FIC FI RF IMA-B5	IMA-B5	1,59%	16/ago/23	0,57%	95,96%	4,65%	95,35%	7,55%	92,69%	7,58%	95,56%	1,80%	R\$ 57,79
MAG Renda Fixa FI	CDI	1,53%	13/set/23	0,87%	99,75%	7,26%	102,36%			11,11%	103,18%	0,23%	R\$ 55,86
LFT	CDI	1,47%	05/dez/23	0,84%	97,30%	6,94%	97,79%			7,77%	98,35%		R\$ 53,52
BTG Pactual Créd Corp I FIQFI RF CP	CDI	1,38%	30/ago/21	0,97%	111,51%	9,05%	127,65%	14,43%	128,82%	45,31%	115,53%	0,31%	R\$ 50,41
XP Corporate Light FI RF CP LP	CDI	1,16%	24/jan/23	1,01%	116,55%	8,11%	114,32%	12,84%	114,68%	21,68%	108,30%	0,30%	R\$ 42,21
Inter Corporate RF Crédito Privado	CDI	1,15%	15/mar/24	0,90%	103,52%					3,14%	103,72%	0,08%	R\$ 42,04
BTG Pactual Inv de Impacto FIP Mult	IPCA+6,5%	1,04%	30/ago/21	2,64%	497,00%	17,22%	236,23%	16,27%	148,48%	26,81%	62,07%	21,69%	R\$ 38,04
Schroder Sustent Ações Globais IS IE	MSCI World	1,00%	24/mar/24	2,77%	115,19%					14,33%	88,88%	15,22%	R\$ 36,57
BTG Pactual Explorer Inst FI RF LP	IPCA	0,99%	13/mar/24	0,93%	-4639,23%					2,35%	156,06%	1,51%	R\$ 35,90
Sul América Excellence FI RF CP	CDI	0,95%	24/jan/23	0,96%	110,83%	8,62%	121,53%	13,34%	119,08%	22,43%	112,06%	0,24%	R\$ 34,73
AZ Quest Small Mid Caps Inst. FICFIA	Ibovespa	0,77%	09/jun/20	3,16%	48,25%	3,37%	248,72%	8,57%	48,95%	19,29%	47,55%	14,94%	R\$ 28,12
Capitânia Reit Inst Fc FIM CP	CDI	0,72%	25/jun/19	0,62%	72,01%	4,24%	59,84%	7,52%	67,18%	56,11%	111,80%	3,12%	R\$ 26,15
Tivio Banks RF Crédito Privado FI	CDI	0,57%	10/nov/23	0,89%	102,92%	7,45%	105,01%			9,12%	104,97%	0,09%	R\$ 20,90
Santander RF IMA-B5 Premium FICFI	IMA-B5	0,57%	18/dez/23	0,57%	97,38%	4,71%	96,58%			5,24%	96,73%	1,78%	R\$ 20,72
Rio Bravo Renda Varejo FII	IFIX	0,57%	20/dez/23	2,50%	291,94%	2,21%	89,29%			3,30%	58,51%		R\$ 20,60
Fator Verita Multiestratégia Imobiliári	IFIX	0,54%	22/jul/24	1,58%	184,66%					-2,92%	-3869,17%		R\$ 19,59
VBI Prime Properties FII	IFIX	0,53%	20/dez/23	-0,01%	-1,25%	-4,22%	-170,09%			-2,38%	-42,30%		R\$ 19,21
BTG Pactual Economia Real II FIPM CL/	IPCA+8%	0,46%	04/mar/23	9,90%	1513,74%	3,65%	43,97%	-6,06%	-48,45%	-13,60%	-85,16%		R\$ 16,76
Spectra VI Institucional FIP Multiestrat	IPCA+8%	0,39%	31/mar/23	-12,88%	-1969,39%	-4,50%	-54,21%	-38,48%	-307,65%	35,76%	204,74%		R\$ 14,02
Vinci Selection Equities FIA	Ibovespa	0,38%	30/nov/22	4,87%	74,44%	-1,03%	-75,78%	9,95%	56,84%	13,61%	65,07%	13,85%	R\$ 13,77
Pátria Private Equity Fund VII Feeder I	IPCA	0,28%	28/set/23	-0,17%	850,00%	10,25%	359,30%			9,20%	231,02%		R\$ 10,11
Perfin Voyager FIP Infra	IPCA+6%	0,18%	13/jun/24	0,08%	16,33%					-11,44%	-640,53%	65,38%	R\$ 6,69
Vinci Partners IV Feeder	IPCA+6%	0,11%	25/abr/24	-2,03%	-414,38%					23,55%	738,85%		R\$ 3,92
Carteira de Empréstimos	CDI	0,08%	05/dez/23	0,84%	97,30%	6,94%	97,79%			7,77%	98,35%		R\$ 2,98
BTG Pactual Infraestrutura III FIP Multi	IPCA+8%	0,02%	02/jul/24	-11,79%	-1802,73%					-21,76%	-1316,37%		R\$ 0,55
Patrimônio Total:												R\$ 3.641,02	